

Existing junction and kerbing to remain unaltered for 5m back from edge of B6360

Regarded access track to field

B 6360

R-6.6m

CH 45.00

CH 43.00

CH 42.00

CH 40.00

CH 38.00

CH 36.00

CH 34.00

CH 32.00

CH 30.00

CH 28.00

CH 26.00

CH 24.00

CH 22.00

CH 20.00

CH 18.00

CH 16.00

CH 14.00

CH 12.00

CH 10.00

CH 8.00

CH 6.00

CH 4.00

CH 2.00

CH 0.00

CH -2.00

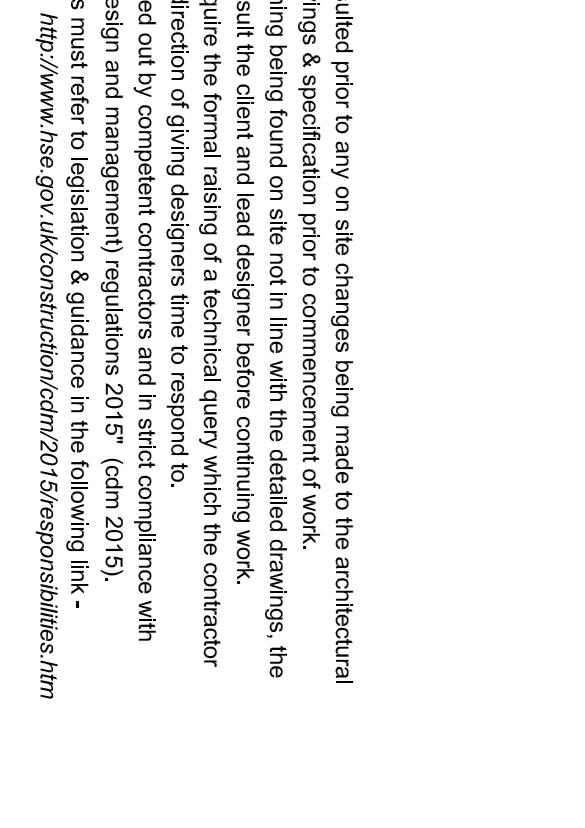


CH -4.00

CH -6.00

CH -8.00

CH -10.00

CH -12.00



Rev	Date	Description
X	xxxxxx	X

**McKAY & PARTNERS**  
CONSULTING ENGINEERS

4 MANOR FLYME  
SEALOCK TQ7 4BT  
E-MAIL: [enquiries@mckaypartners.co.uk](mailto:enquiries@mckaypartners.co.uk)  
TEL: 01792 721728

**Mr Neil Cameron**

Farnborough Farm  
Sarnheadle  
TQ6 9LT

**Access Road Plan**

DESIGNED BY: JK  
CHECKED BY: JK  
ISSUED BY: JK  
DATE: February 2021  
SCALE: 1:50 and 1:50 @A1

DRAWING NUMBER: 21/01/101

Designer to be consulted prior to any on site changes being made to the architectural or engineering drawings & specifications prior to commencement of work. In the event of anything being found on site not in line with the detailed drawings, the contractor must consult the client and lead designer before continuing work. This process will require the formal raising of a technical query which the contractor must provide clear direction of giving designers time to respond to. All works to be carried out by competent contractors and in strict compliance with the "Construction (Design and Management) Regulations 2015" (CDM 2015). Clients & contractors must refer to legislation & guidance in the following link - <http://www.hse.gov.uk/construction/cdm2015/responsibilities.htm>